


ANTI-HEEL SQUARE GRATING WITH FRAME



INDEX

1. Registry code
2. Description
3. Use
4. Load class
5. Galvanized articles and profiles: warnings for use and installation
6. Technical specification

1. REGISTRY CODE

Codice	Descrizione	Misure (mm)	Peso	Colore	Pkg. / Pallet
ZIN03-6800A	Anti-heel Grating with Frame	210 x 210	1,60 kg/pz.	Steel	12 pz. / 250 pz.
ZIN03-6802A	Anti-heel Grating with Frame	310 x 310	2,70 kg/pz.	Steel	12 pz. / 250 pz.
ZIN03-6804A	Anti-heel Grating with Frame	410 x 410	4,60 kg/pz.	Steel	12 pz. / 150 pz.
ZIN03-6806A	Anti-heel Grating with Frame	510 x 510	9,23 kg/pz.	Steel	12 pz. / 136 pz.

MATERIAL Made of electro-welded galvanized steel.

2. DESCRIPTION

Anti-heel Grating with Frame

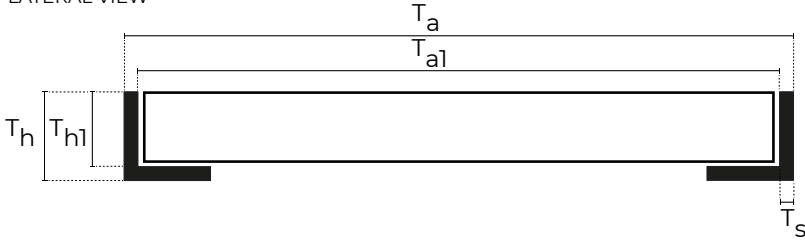
3. USE

Used for the collection and runoff of rainwater, washing and/or wastewaters. The anti-heel mesh is recommended for the use in areas with high pedestrian traffic.

ANTI-HEEL SQUARE GRATING WITH FRAME

FRAME

LATERAL VIEW

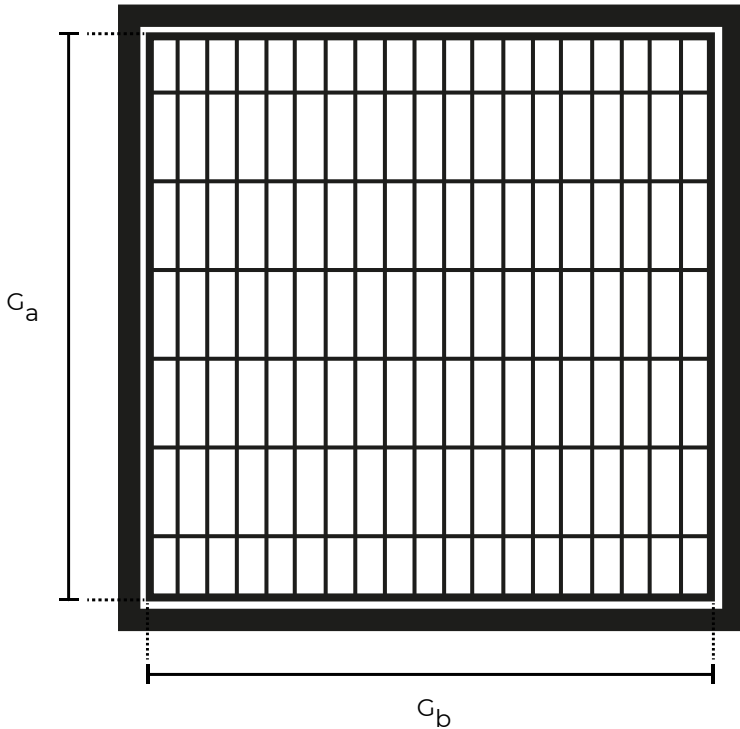


Frame (T)							
Code	external measures* mm			internal measures* mm			sheet metal thickness mm
	T _a	T _b	T _h	T _{a1}	T _{b1}	T _{h1}	T _s
ZIN03-6800A	205	205	27	201	201	25	2
ZIN03-6802A	305	305	27	301	301	25	2
ZIN03-6804A	405	405	27	401	401	25	2
ZIN03-6806A	505	505	27	501	501	25	2

* tolerance ± 2 mm

GRATING

TOP VIEW



Grating (T)				
Code	external measures* mm			Grid mm
	G _a	G _b	G _h	
ZIN03-6800A	200	200	25	33 x 11
ZIN03-6802A	300	300	25	33 x 11
ZIN03-6804A	400	400	25	33 x 11
ZIN03-6806A	500	500	25	33 x 11

* tolerance ± 2 mm

LATERAL VIEW



ANTI-HEEL SQUARE GRATING WITH FRAME

4. LOAD CLASS

Electrofused and/or pressed grating panels are divided into the following load-bearing classes:


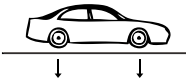
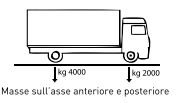
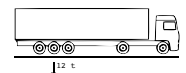
- Class 1: Pedestrian load
- Classes 2–3–4: Road vehicle load

Each class is determined by two key factors:

- THE LOAD
- THE FOOTPRINT

For load-bearing class 1, the load is considered to be uniformly distributed over the entire surface of the panel (Fig. 1) and does not include any other specific loads.

For load-bearing classes 2, 3, and 4, the load is considered to be applied to the footprint corresponding to its respective class (Fig. 2). The loads and footprints were selected based on the total ground masses at full load and the load distribution per footprint of the various types of vehicles currently in circulation. The intended use of the panels must be specified by the client. The dynamic load was obtained by multiplying the static ground masses by an average dynamic coefficient of 1.5 in accordance with standard technical specifications.

PEDESTRIAN TRAFFIC		
CLASS	LOAD CLASS	DYNAMIC LOAD (daN/m ²) 1daN = ~1Kg
CLASS 1 	DENSE CROWD (pedestrian load)	Dynamic load 600 daN/m ²
LOADING OF ROAD VEHICLES		
CLASS	LOAD CLASS	DYNAMIC LOAD (daN/m ²) 1daN = ~1Kg
CLASS 2 	TRANSIT LIMITED TO PASSENGER CARS	Total ground mass (static) up to 3,000 kg. Dynamic load 1,000 daN on a 200x200 footprint
CLASS 3  <p>Masse sull'asse anteriore e posteriore</p>	TRANSIT LIMITED TO LIGHT TRUCKS	Total ground weight (static) up to 6,000 kg. Dynamic load: 3,000 daN on a 400x400 footprint
CLASS 4 	TRANSIT OF ARTICULATED TRUCKS	Total ground weight (static) up to 45,000 kg. Dynamic load 9,000 daN on a footprint of 600x250

5. GALVANIZED STEEL PROFILES AND SECTIONS: INSTRUCTION FOR USE

All carbon steel products and profiles in the DAKOTA catalog undergo a galvanization process, which involves applying a zinc coating to the materials (known as galvanizing) to protect them from oxidation.

However, the product's lifecycle does not end with production; rather, it is used in various environments and applications, with its final placement in flooring and structures exposed to various potential critical conditions that can significantly damage the protective zinc coating, leading to the onset of rust. These are some of the most common critical conditions:

- The installation of DAKOTA galvanized steel products involves the use, depending on the installer and intended application, of concrete, adhesives, fillers, cement mortars, etc.
- Once installed, DAKOTA galvanized steel products may come into contact with cleaning products of various chemical compositions used to clean surfaces and adjacent joints;
- The locations where they are installed may present varying levels and situations of high environmental corrosivity;

Laboratory tests have concluded that both installation and cleaning products with a pH lower than 6 or higher than 11 can compromise the zinc coating and trigger the oxidation process of the steel, leading to deterioration and ultimately the destruction of the product.

Therefore, it is essential that:

- Both the installer and the end user thoroughly and proactively verify the technical specifications provided by the manufacturer of the adhesives and/or cleaning products to be used
- The installer must protect the galvanized steel parts to prevent them from coming into contact with adhesives, grouts, and/or cleaning agents capable of damaging them
- The designer, installer, maintenance technician, and end user must be aware of the need to use stainless steel products as an alternative to galvanized steel in areas where environmental corrosivity is high.

ANTI-HEEL SQUARE GRATING WITH FRAME

6. TECHNICAL SPECIFICATION

Item	Description	U.M.	Price
Dak.D.ZIN03.680xA	Supply and installation of anti-heeling grid, complete with frame. Made of electro-welded hot-dip galvanized steel. Used for the collection and runoff of rainwater, from washing and/or wastewater, the anti-heeling mesh recommends its use in areas of high pedestrian transit.		
Dak.D.ZIN03.6800A	Dimensions 210 x 210 mm.....	pc.	-
Dak.D.ZIN03.6802A	Dimensions 310 x 310 mm.....	pc.	-
Dak.D.ZIN03.6804A	Dimensions 410 x 410 mm.....	pc.	-
Dak.D.ZIN03.6806A	Dimensions 510 x 510 mm.....	pc.	-