

# ANCHOR SGR-AV (SCREWING STEEL NAIL)

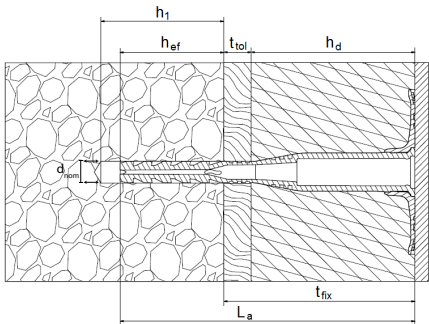


## INDEX

- 1. Code registry
- 2. Certifications
- 3. Description
- 4. Use
- 5. Installation tips
- 6. Technical specification

## 1. CODE REGISTRY

Code	Description	Dimensions (mm)	Pkg.	Pallet	Weight
TER11-3110AV	Anchors SGR-AV	110	100 pcs	9.000 pcs	24 gr./pc.
TER11-3130AV	Anchors SGR-AV	130	100 pcs	9.000 pcs	27 gr./pc.
TER11-3150AV	Anchors SGR-AV	150	100 pcs	9.000 pcs	30 gr./pc.
TER11-3170AV	Anchors SGR-AV	170	100 pcs	7.200 pcs	33 gr./pc.
TER11-3190AV	Anchors SGR-AV	190	100 pcs	7.200 pcs	36 gr./pc.
TER11-3210AV	Anchors SGR-AV	210	100 pcs	5.400 pcs	39 gr./pc.
TER11-3230AV	Anchors SGR-AV	230	100 pcs	5.400 pcs	42 gr./pc.
TER11-3250AV	Anchors SGR-AV	250	100 pcs	5.400 pcs	45 gr./pc.
TER11-3270AV	Anchors SGR-AV	270	100 pcs	5.400 pcs	48 gr./pc.
TER11-3290AV	Anchors SGR-AV	290	100 pcs	4.500 pcs	51 gr./pc.
TER11-3310AV	Anchors SGR-AV	310	100 pcs	4.500 pcs	54 gr./pc.



### Legend:

- $h_1$  = Hole Depth = 45 mm
- $h_{ef}$  = Anchoring Depth = 35 mm
- $d_{nom}$  = Anchor diameter = 8 mm
- $t_{fix}$  = Fixable thickness ( $h_d + t_{tol}$ )
- $h_d$  = Insulating panel thickness
- $t_{tol}$  = Adhesive thickness or old plaster thickness
- $L_a$  = Anchor Length

Anchor Length  $L_a = t_{fix} + h_{ef} = h_d + t_{tol} + h_{ef}$

The anchor length ( $L_a$ ) must be deep enough to ensure the minimum depth of anchorage to the wall ( $h_{ef}$ ) and must necessarily consider the presence of pre-existing layers of plaster and adhesive ( $t_{tol}$ ).

Maximum thickness of the insulating panel  $h_{dmax} = L_a - t_{tol} - h_{ef}$

# ANCHOR SGR-AV (SCREWING STEEL NAIL)

## 2. CERTIFICATIONS

Certified by EPD ISO 14025  
Certified according to EAD 330196-01-0604.  
ETA-17/0606

The base materials that have been certified are:

- cat. A (concrete)
- cat. B (solid masonry)
- cat. C (hollow or perforated masonry)
- cat. D (lightweight aggregate concrete)
- cat. E (autoclaved aerated concrete)



### DECLARED PERFORMANCES

N <sub>rk</sub> Base material	KN	Technical specification
<b>Cat. A Concrete</b> - C 12/15 (EN 206-1) - C 16/20-C50/60 (EN 206-1)	0,4 0,6	EAD 330196-01-0604
<b>Cat. B Solid masonry (EN 771-1)</b>	0,6	EAD 330196-01-0604
<b>Cat. C Hollow or perforated masonry (ÖNORM B 6124)</b>	0,5	EAD 330196-01-0604
<b>Cat. D LAC Lightweight aggregate concrete (EN 1520)</b>	0,5	EAD 330196-01-0604
<b>Cat. E Autoclaved aerated concrete (EN 771-4)</b>	0,3	EAD 330196-01-0604

### N<sub>rk</sub> Load voltage resistance

### RECOMMENDED DRILLING METHOD

Type of base material	Plain concrete	Solid brick	Perforated brick	Lightweight concrete	Cellular concrete
Category of use	A	B	C	D	E
Drilling method	Percussion and rotation	Percussion and rotation	Only rotation	Only rotation	Only rotation

## 3. DESCRIPTION

Percussion 8 mm hole plug, with nail premounted in the plug shaft. 60 mm head with improved adhesion and expansion nail. Complies with EAD 330196-01-0604..

The main new features of this new Line are:

- Pre-assembled dowel, with significant reduction in installation time.
- Variable section shaft (fixing diameter 8 mm).
- Asymmetric expansion shaft.
- "Accordion" anchor calibration system.
- Customizable ferrule.
- Packaged in boxes of 100 pcs.

### WHY EPD?

The Environmental Product Declaration EPD, a term derived from the English Environmental Product Declaration, is a document that describes the environmental impacts associated with the production of a product (e.g., energy and raw material consumption, waste generation, air emissions and discharges to water bodies).

### EPD Certification

Dakota has chosen to EPD certify its range of ETICS SGR plugs not only to guarantee its customers a product that is fully compliant with the interventions according to the specifications dictated by the new 110% superbonus, but also to continue its virtuous "road to green" path in an increasingly careful manner.

## 4. USE

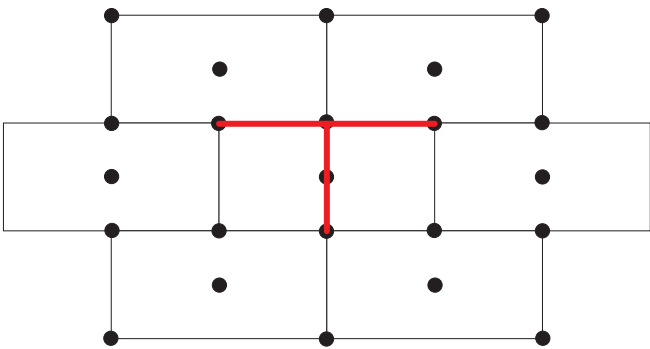
Used for mechanical anchorage of insulation and mineral wool panels and for the main types of masonry, supporting their load and tensile stress "tearing." The preassembled nail greatly facilitates and speeds up the installation of anchors with obvious savings in installation time.

# ANCHOR SGR-AV (SCREWING STEEL NAIL)

## 5. INSTALLATION TIPS

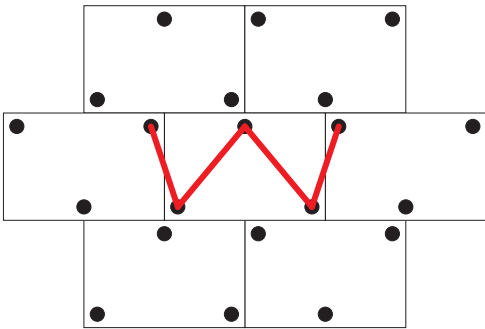
The anchors must be placed where the adhesive has been applied. This solution will increase the adhesive cohesion strenght generated by the anchor. The positioning of anchors can be done according to the following tessellation schemes.

TESSELLATION SCHEME “T” SHAPE



Polystyrene panels (EPS) with 6 anchors/sqm.  
In the tessellation scheme "T" there will be an anchor positioned on every panel intersection, plus one more anchor positioned on the center of each panel

TESSELLATION SCHEME “W” SHAPE



Mineral wool panels (MW) with 6 anchors/sqm.  
In the tessellation scheme "W" each insulating panel is fixed with 3 anchors.

## 6. TECHNICAL SPECIFICATION

Specification	Description	Unity	Price
<b>Dak.B.TER11.3xxxAV</b>	Supply and installation of 8 mm hole percussion mechanical fixing, with 60 mm head, improved grip and polyamide nail. Certified according to EAD 330196-01-0604. ETA-17/0606 Main news of this new range of products are: • Pre-assembled nail, for a faster installation. • Variable section of the anchor's body (fixing diameter 8 mm). • Asymmetric expansion of the anchor's body. • Customizable anchor's head. • Packaged in box of 100 pcs each. Body and head made of PP (polypropylene), nails made of steel and nail cap in polyamide (PA) Used for the mechanical anchoring of insulating panels, mineral wool and for the main types of masonry, supporting its load and tensile stress. The pre-assembled nail facilitates and accelerates the installation of the anchor "tear-off" stress.		
<b>Dak.B.TER11.3110AV</b>	Length 110 mm - Head 60 mm - ø 8.....	pc.	-
<b>Dak.B.TER11.3130AV</b>	Length 130 mm - Head 60 mm - ø 8.....	pc.	-
<b>Dak.B.TER11.3150AV</b>	Length 150 mm - Head 60 mm - ø 8.....	pc.	-
<b>Dak.B.TER11.3170AV</b>	Length 170 mm - Head 60 mm - ø 8.....	pc.	-
<b>Dak.B.TER11.3190AV</b>	Length 190 mm - Head 60 mm - ø 8.....	pc.	-
<b>Dak.B.TER11.3210AV</b>	Length 210 mm - Head 60 mm - ø 8.....	pc.	-
<b>Dak.B.TER11.3230AV</b>	Length 230 mm - Head 60 mm - ø 8.....	pc.	-
<b>Dak.B.TER11.3250AV</b>	Length 250 mm - Head 60 mm - ø 8.....	pc.	-
<b>Dak.B.TER11.3270AV</b>	Length 250 mm - Head 60 mm - ø 8.....	pc.	-
<b>Dak.B.TER11.3290AV</b>	Length 250 mm - Head 60 mm - ø 8.....	pc.	-
<b>Dak.B.TER11.3310AV</b>	Length 250 mm - Head 60 mm - ø 8.....	pc.	-